

CERTIFICATE OF ANALYSIS No.: 2020-2464

CLIENT

SAMPLE

GGH









Sample condition: SUITABLE
Sample ID: 204818
Sample type: Plant material
Batch No.:

Work order: 2020-103409
Analysis ID: 2020_282
Method ID: PHL_RPC_10C
Method SOP: MET-002

Sample received: 23/11/2020
Start of analysis: 25/11/2020
End of analysis: 26/11/2020
Analyst: Janez Gerdenc

CANNABINOID PROFILE

	Concentration [% w/w]	Expanded uncertainty [% w/w]	Graphic presentation of relative cannabinoid concentration
CBDV - Cannabidivarin	< LOQ	n/a	
CBDA - Cannabidiolic acid	3.81	0.19	
CBGA - Cannabigerolic acid	0.068	0.020	
CBG - Cannabigerol	0.078	0.023	
CBD - Cannabidiol	1.175	0.059	
THCV - Tetrahydrocannabivarin	< LOQ	n/a	
CBN - Cannabinol	< LOQ	n/a	
CBC - Cannabichromene	0.080	0.018	
THC - Δ-9-Tetrahydrocannabinol	0.133	0.023	
THCA - Δ-9-Tetrahydrocannabinolic acid	< LOQ	n/a	

Units and abbreviations: % w/w = weight percent, < LOQ = below the limit of quantitation (0.03 % w/w), ND = not detected, n/a = not available.


The results given herein apply only to the sample as received. **Expanded Uncertainty** was calculated using coverage factor $k = 2$, corresponding to a double standard uncertainty and characterizes the interval value in which it is possible to expect the real value with a probability of 95%. This is stated according to the ISO/IEC Guide 98-3.

Total or partial reproduction of this document is not allowed without the permit of PharmaHemp d.o.o. The document does not substitute any other legal document.

Date issued:


26/11/2020

Approved by:



mag. Marko Dragan
Analytical Laboratory Manager

Authorized by:



dr. Boštjan Jančar
Chief Technology Officer

End of Certificate